

USER GUIDE



# CONTENTS

## GETTING STARTED

### Registration 3

Step 1: Connecting  
your TRACKER device  
to your phone 5

Step 2: Creating a  
Login Account 6

## ABOUT THE APP

### Summary of Services 7

### TRACKER Services 8

Report a theft 9

Report an accident 10

Preferences 10

My Account 11

Help and Support 11

Social Media 11

### Protection 12

Protect my car 12

Set a Geofence 13

### Check Health Status 14

My TRACKER system 15

My vehicle battery 16

### Find my car 17

Route to my car 18

Show on a map 18

### Crime area 19

### Offers 20



# GETTING STARTED

You should have already downloaded your TRACKER Touch app, if you haven't, it is available to download from App store or Google Play.

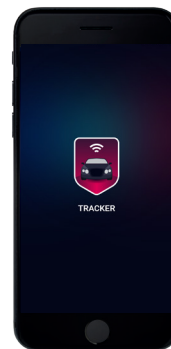


# SIMPLE SET UP

Before you can start using TRACKER Touch there are a couple of important steps to run through to ensure your app is connected to your TRACKER device.

You will need:


- **TRACKER Touch** – downloaded to your smart phone
- **Serial Number** – this can be found on your welcome card
- **Security Token** – you can find this in your welcome email/letter



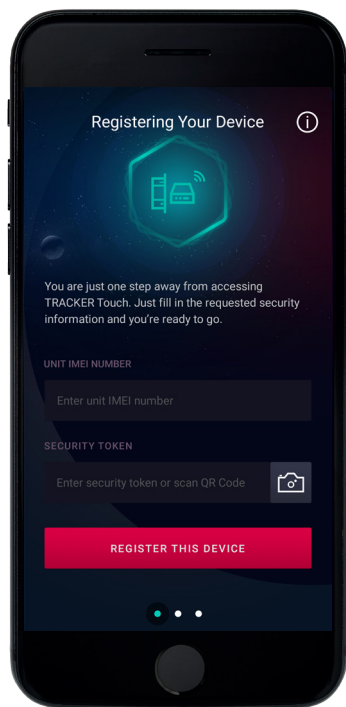
TRACKER Touch app



Welcome card



Welcome letter/email



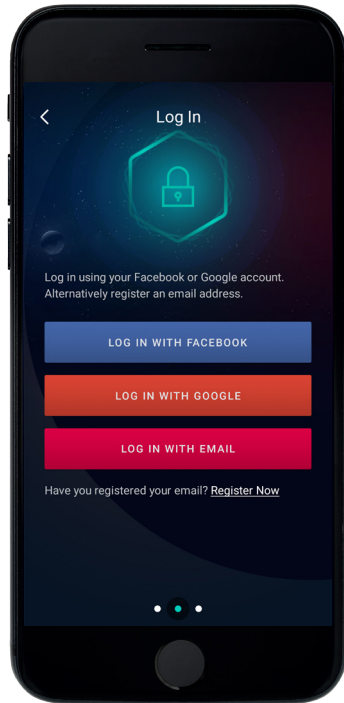
## REGISTRATION

### Step 1: Connecting your TRACKER device to your phone

When you open the TRACKER Touch application you will be asked to enter:

- **Serial Number** – this can be found on your welcome card
- **Security Token** – you can find this in your welcome email/letter

These fields are case sensitive so please enter all characters as shown.



## REGISTRATION

### Step 2: Creating a Login Account

Once you have successfully linked your phone to your TRACKER device you will be asked to log in. You can log in using:



Facebook, Google or with email

#### Logging in with Email

Before you can log in with email you will need to create an account by registering an email and password using the 'Register Now' link.

# SUMMARY OF SERVICES

## TRACKER

Report a theft  
Report an accident  
My Account  
Help and Support  
Preferences  
Social Media

## Protect my car

## Health

Health of the TRACKER system  
Health of the vehicle battery

## Find my car

Route to my car  
Show my car on a map

## Crime area

## Offers

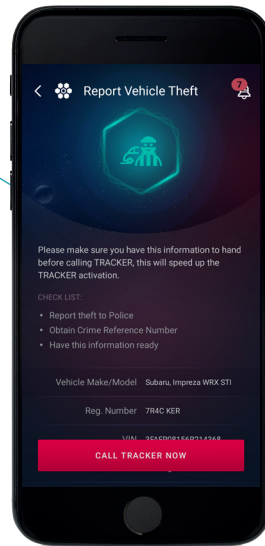


## TRACKER SERVICES





## TRACKER SERVICES



### Report a theft

Reporting a theft couldn't be easier, all the information you need is available right here, simply click 'CALL TRACKER NOW'.

## TRACKER SERVICES

### Report an accident

In case of an accident click on the 'Report An Accident' button to connect to TRACKER's appointed accident management team. They will guide you and make this a hassle free process.



### Preferences

This section gives you access to our terms and conditions, privacy policy and option to send feedback.

## TRACKER SERVICES

### My Account

View your personal and vehicle details. If your personal information needs updating you can do this in My Account.

### Help and Support

Need to get in touch with TRACKER? You can find helpful contact information to make it easier to get in touch.



### Social Media

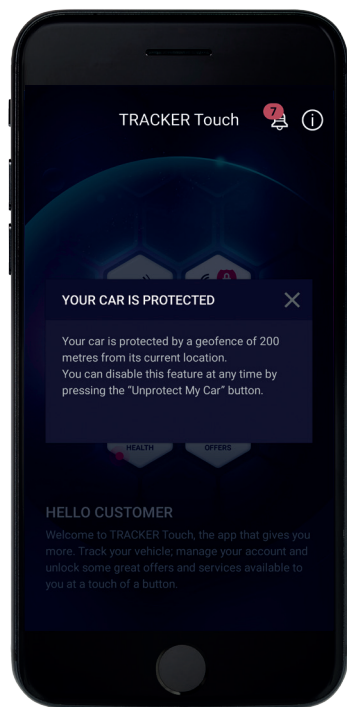
Keep up with the latest news from TRACKER. Follow us on Facebook and Twitter.



## PROTECTION

### Protect My Car

You can protect and unprotect your car by pressing this button – when your car is 'protected' the lock will show as GREEN and RED if this service is turned off.



## PROTECTION

### Set a Geofence

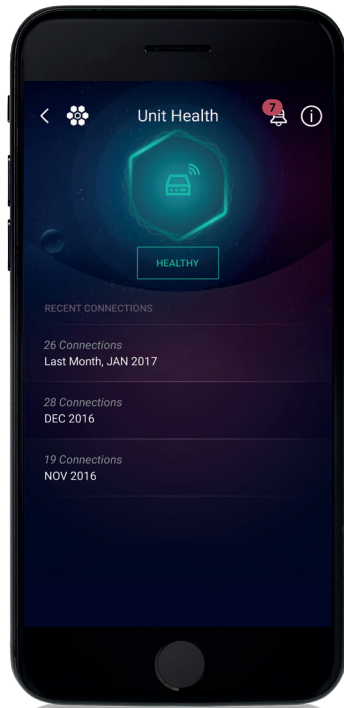
When you press 'Protect My Car' this creates a geofence of 200 meters around your car from its current location. If your vehicle is moved outside the set perimeter you will be alerted by email.

You can disable this feature at any time by pressing 'Unprotect my car'.

## CHECK HEALTH STATUS

My TRACKER system  
My vehicle battery

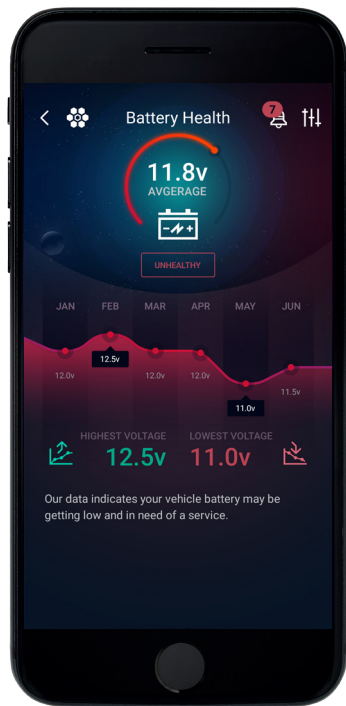




## CHECK HEALTH STATUS

### My TRACKER system

Peace of mind knowing you can monitor the health of your TRACKER system at any time using TRACKER Touch.



## CHECK HEALTH STATUS

### My vehicle battery

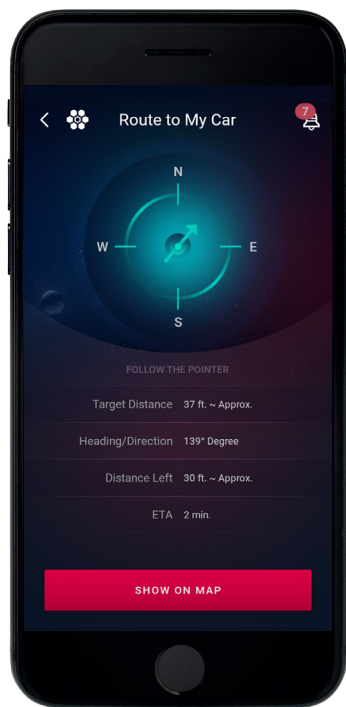
TRACKER Touch not only allows you to monitor the health of the TRACKER system but also the health of your vehicle battery to ensure you can take any necessary action.



## FIND MY CAR

Route to my car  
Show on a map





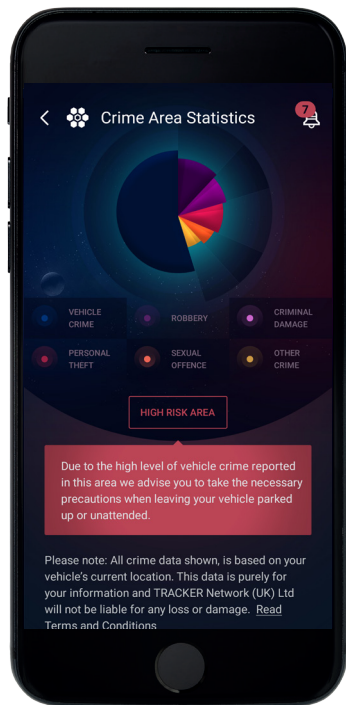
## FIND MY CAR

### Route to my car

Have you ever parked somewhere and forgotten where you parked? Now you can use 'Route My Car' to navigate your way back by following the compass direction.

### Show on a map

Use the 'Show on a map' feature to see the vehicle location on your preferred map and use directions from here to navigate back to your car.



## CRIME AREA STATS

### Vehicle Crime Rating

Leaving your car parked up in an unfamiliar area? Want to know the vehicle crime rating in your area? TRACKER Touch will provide a vehicle crime rating based on your vehicle's current location.



Now you are ready to start using  
**TRACKER Touch** and enjoy the many  
services it provides.

Need further assistance?  
Call the TRACKER Touch Team on  
0845 604 6014

**STAY CONNECTED & IN CONTROL**

TRACKER Network (UK) Ltd.  
1 Furzeground Way,  
Stockley Park, Uxbridge,  
Middlesex UB11 1BD